



PROFESSIONAL
BEAUTY LINE


FINITURE LEGNI

WOOD FINISHES


ESSENZE LEGNI
STANDARD

STANDARD WOOD FINISHES






101 BIANCO - WHITE




509 SILVER



190 NERO - BLACK



W980 ST3 BIANCO PLATINO - PLATINUM WHITE



344 CILIEGIO - CHERRY

381 FAGGIO - BEECH



1733 BETULLA CHIARA - SNOW BIRCH




H1555 WENGÈ

ESSENZE LEGNI
LUXURY
LUXURY WOOD FINISHES




*NEW CLASSIC
NATURAL CHIC
POP ELEGANCE*

NEW CLASSIC



162 GRAPHITE GREY LUX

NEW CLASSIC



U999 ST30 NERO LUCIDO - SHINY BLACK

NEW CLASSIC




8685MG BIANCO LUCIDO - SHINY WHITE

NEW CLASSIC



8410 ORFEO LUX

NATURAL CHIC



5504 CANDIAN LUX

NATURAL CHIC



5500 NATURAL ELM LUX

NATURAL CHIC






1709 NOCE LUX - WALNUT LUX

POP ELEGANCE

POP ELEGANCE

POP ELEGANCE



8414 POP LUX

8510 SAKURA BLACK LUX

7113 ROSSO LUX - RED LUX

